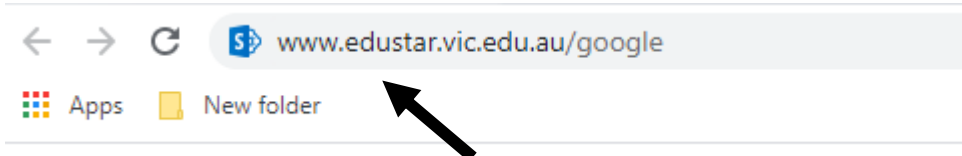


PLEASE FOLLOW THE INSTRUCTION CAREFULLY. PLEASE DO NOT GO TO WWW.GOOGLE.COM TO SIGN IN.

1. OPEN GOOGLE CHROME. IT IS THE FOLLOWING ICON ON YOUR COMPUTER



2. IN THE ADDRESS BAR PLEASE TYPE: [www.edustar.vic.edu.au/google](http://www.edustar.vic.edu.au/google) then press ENTER




3. Please put in your username and password provided by your teacher in the correct box below.

The image shows a screenshot of the eduPass login page. The page has a blue header with the Victoria State Government logo and the text "Education and Training" and "eduPass". Below the header, there is a "Security ( show explanation )" section with two radio buttons: "This is a public or shared computer" (selected) and "This is a private computer". Below this, there are two input fields: "User ID:" and "Password:". To the right of the "Password:" field, there is a link "Reset Forgotten Password" and a "Log in" button. At the bottom, there are links for "Copyright", "Disclaimer", and "Privacy".

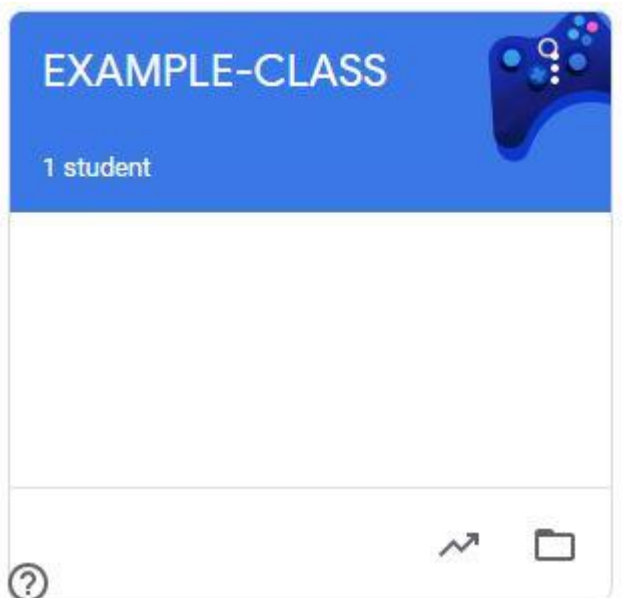
Put username here

Put password here

4. You are now in google app for education. To go to google classroom please click on the CLASSROOM tile and accept all the term and condition



5. Once you have done that you will see the class that your teacher has set up for you. Please click on it to access it.



6. Once you click on the class you will be inside the class and it will look like below


EXAMPLE-CLASS

Stream Classwork People Marks

### EXAMPLE-CLASS

Class code `ijxyz7`

Meet link <https://meet.google.com/lookup/dbtswtw32x>



Select theme  
Upload photo

**Upcoming**

No work due in soon

[View all](#)

Share something with your class...

**Communicate with your class here**

- Create and schedule announcements
- Respond to student posts